

## FORGED STEEL PIPELINE Y STRAINERS IS 116 and IS 116F

### DESCRIPTION

IS 116 Y forged steel strainers are applicable to all types of steam, water, oil and air systems. Their purpose is to protect traps, regulating valves, piping, etc. from dirt which are often times the cause of damage and consequently energy loss of fluid systems.

Connections are female screwed or flanged.

**OPTIONS:** Different screen aperture sizes.  
Drain plug or drain valve in strainer cap.  
Other sizes and materials upon request.

**USE :** Saturated steam, water, oil, air and other compatible fluids.

### AVAILABLE MODELS :

IS 116 - Screwed model.

IS 116F - Flanged model.

**SIZES :** IS 116 - DN 1/2" up to 2".

IS 116F - DN 15 up to DN 50

**SCREENS:** 0.8mm aperture up to DN 2" / 50.

**CONNECTIONS:** Female screwed ISO 7/1 Rp (BS21),  
NPT (ANSI B1.20.1).  
Flanged DIN or ANSI (welded flanges).  
Special flanges upon request.

**INSTALLATION:** Horizontal or vertical downstream installation.

See IMI, installation and maintenance instructions.

**PMA :** Max. allowable pressure 63 bar

**TMA:** Max. allowable temperature 400 °C

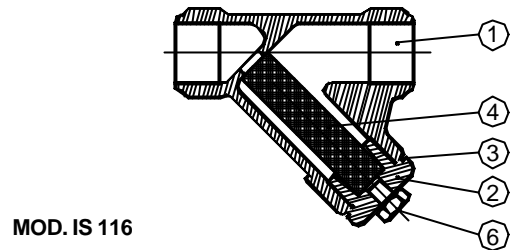
How to order : i.e. IS 116 DN 1 1/2" NPT

### MATERIALS


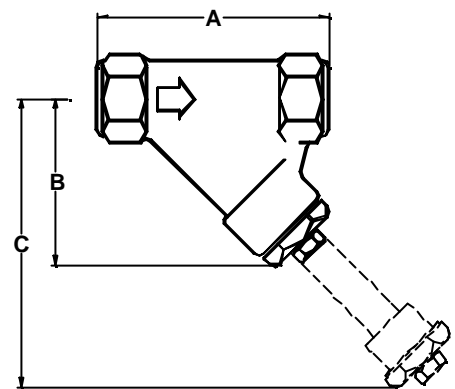
POS.NR.	DESIGNATION	MATERIAL	SPARE PARTS
1	BODY	ASTM A 105	
2	CAP	ASTM A 105	
3	GASKET	316/GRAPHITE	*
4	STRAINER SCREEN	AISI 304	*
5	BOLTS	STEEL	
6	DRAIN PLUG	ASTM A 105	

\* Available spare parts.

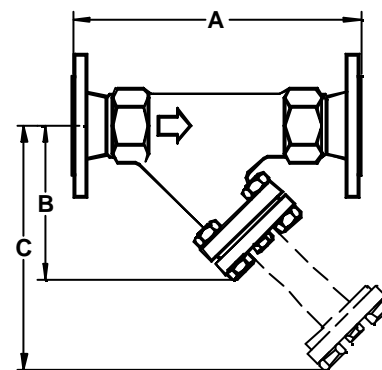
Pos.5 ( Bolted Cover), DN 2"/50 only.



MOD. IS 116



MOD. IS 116F



### DIMENSIONS(mm) - IS 116

SIZE	A	B	C	WEIGHT
DN				Kg
1/2"	90	60	105	1
3/4"	110	75	140	1,2
1"	130	93	155	2
1 1/4"	160	120	195	4,5
1 1/2"	160	120	195	4,5
2"	160	145	280	6

### DIMENSIONS(mm) - IS116 F

SIZE	A*	B	C	WEIGHT
DN				Kg
15	150	60	105	2,6
20	170	75	140	3,5
25	200	93	155	4,6
32	240	120	195	8,3
40	240	120	195	9,5
50	245	145	280	12

\* Face to face dimensions may be changed under request.